

CALIBRATION

TC 6621 / TC 6622

Temperature test tools

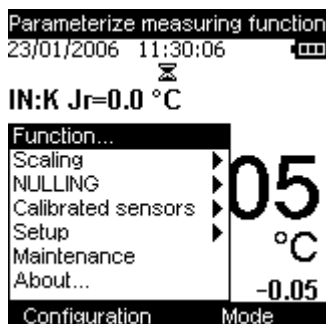
Measure and generation
Protected for on-site use
Perfect for control and tests

User friendly, robust, these tools have been designed to simplify temperature transmitters and probes maintenance and commissioning. They measure and generate in thermocouple or RTD's.

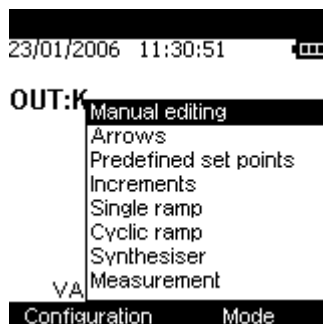
- Well adapted for different process job procedures thanks to their ranges and specific functions such scaling, ramping,...
- High accuracy: 0,02% of reading
- Very low temperature coefficient: 10 ppm /°C in thermocouples and 7 ppm/°C in resistance even in bad outside environmental conditions accuracies are not modified
- Measurement and simulation of 14 thermocouples and 12 RTD types



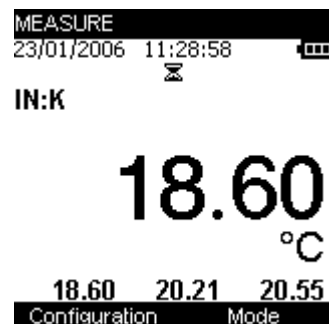
Calibrators TC 6621 and 6622 use a graphic display making easier programming and reading.



Function menu



Operating menu



Reading display

CALIBRATION

Process transmitters and other sensors are more and more reliable and accurate, therefore calibrators performances need to be at the same level.

That is the reason why AOIP provides 0,02% of accuracy with thermocouples and Rtd for these onsite instruments.

The resolution is programmable, by user for better reading, with upto 1mΩ or 1μV,.

TC 6621: Specifications (@ 23°C±5°C and between 45% and 75% of relative humidity)

DC VOLTAGE

Function	Range	Resolution	Accuracy / 1Yr	Range
IN	100 mV	1 μV	0,020% r + 3μV	-10 mV /100mV
OUT	80 mV	1 μV	0,020% r + 3μV	-9.5 mV /80 mV

Temperature coeff < 15 ppmR /°C
from 0°C to 18°C and 28°C to 50 °C.


Temperature with Thermocouples

probe	IN			OUT		
	IN range	Resolution	Accuracy / 1 yr	OUT range	Resolution	Accuracy / 1 yr
K	- 250 to - 200°C	0,20°C	0,90°C	- 240 to - 50°C	0,20°C	0,80°C
	- 200 to - 120°C	0,10°C	0,3°C	- 50 to + 120°C	0,10°C	0,30°C
	- 120 to - 50°C	0,05°C	0,02 % r+ 0,12°C	+120 to + 1 372°C	0,05°C	0,020 % r+ 0,11°C
	-50 to + 1 372°C	0,05°C	0,02 % r+ 0,11°C			
T	- 250 to - 200°C	0,2°C	0,80°C	- 240 to - 100°C	0,20°C	0,50°C
	- 200 to - 50°C	0,05°C	0,25°C	- 100 to - 40°C	0,05°C	0,25°C
	- 50 to + 400°C	0,05°C	0,02 % r+ 0,09°C	- 40 to + 400°C	0,05°C	0,020 % r+ 0,10°C
J	- 210 to - 200°C	0,05°C	0,30°C	- 210 to +50°C	0,05°C	0,35°C
	- 200 to - 120°C	0,05°C	0,25°C	+ 50 to + 500°C	0,05°C	0,020 % r+ 0,11°C
	- 120 to + 60°C	0,05°C	0,020 % r+ 0,11°C	+ 500 to + 1 200°C	0,05°C	0,020 % r+ 0,09°C
	+ 60 to + 1 200°C	0,05°C	0,020 % r+ 0,09°C			
E	- 250 to - 200°C	0,1°C	0,55°C	- 240 to - 100°C	0,1°C	0,55°C
	- 200 to - 100°C	0,05°C	0,20°C	- 100 to + 40°C	0,1°C	0,20°C
	- 100 to + 450°C	0,05°C	0,020 % r+ 0,07°C	+ 40 to + 1 000°C	0,05°C	0,020 % r+ 0,06°C
	+450 to + 1 000°C	0,05°C	0,020 % r+ 0,05°C			
R	- 50 to + 150°C	0,50°C	0,95°C	- 50 to + 350°C	0,50°C	0,95°C
	+ 150 to + 550°C	0,20°C	0,40°C	+ 350 to + 900°C	0,20°C	0,5°C
	+550 to + 1 768°C	0,10°C	0,020 % r+ 0,30°C	+ 900 to + 1 768°C	0,10°C	0,020 % r+ 0,30°C
S	- 50 to + 150°C	0,5°C	0,85°C	- 50 to + 350°C	0,50°C	0,90°C
	+ 150 to + 550°C	0,2°C	0,020 % r+ 0,4°C	+ 350 to + 900°C	0,20°C	0,020 % r+ 0,40°C
	+550 to + 1 768°C	0,1°C	0,020 % r+ 0,3°C	+ 900 to + 1 768°C	0,10°C	0,020 % r+ 0,30°C
B	+ 400 to + 900°C	0,2°C	0,95°C	+ 400 to + 850°C	0,20°C	0,95°C
	+900 to + 1 820°C	0,1°C	0,50°C	+ 850 to + 1 820°C	0,10°C	0,50°C
U	- 200 to - 100°C	0,05°C	0,35°C	- 200 to - 70°C	0,05°C	0,35°C
	- 100 to + 600°C	0,05°C	0,20°C	- 70 to + 600°C	0,05°C	0,20°C
L	- 200 to - 100°C	0,05°C	0,30°C	- 200 to - 70°C	0,05°C	0,30°C
	- 100 to + 900°C	0,05°C	0,20°C	- 70 to +900°C	0,05°C	0,25°C
C	- 20 to + 900°C	0,1°C	0,30°C	- 20 to + 900°C	0,10°C	0,35°C
	+900 to + 2 310°C	0,1°C	0,020 % r+ 0,15°C	+ 900 to + 2 310°C	0,10°C	0,020 % r+ 0,15°C
N	- 240 to - 190°C	0,2°C	0,60°C	- 240 to + 10°C	0,20°C	0,90C
	- 190 to - 110°C	0,1°C	0,25°C	+ 10 to + 250°C	0,10°C	0,20°C
	- 110 to - 0°C	0,05°C	0,15°C	+ 250 to + 1 300°C	0,05°C	0,020 % r+ 0,09°C
	+ 0 to + 1 300°C	0,05°C	0,020 % r+ 0,07°C			
Platine	- 100 to + 1 400°C	0,05°C	0,3°C	- 100 to + 1 400°C	0,05°C	0,35°C
Mo	0 to + 1 375°C	0,05°C	0,020 %r+ 0,10°C	+ 0 to + 1 375°C	0,05°C	0,25°C
NiMo/NiCo	- 50 to + 1 410°C	0,05°C	0,020 %r+ 0,35°C	- 50 to + 1 410°C	0,05°C	0,020 %r+ 0,35°C

CJC accuracy : ± 0,3°C

Temperature Coefficient: <20ppm/°C from 0 to 18°C and 28 to 50°C

Connexion of thermocouples:



CALIBRATION

TC 6622 Specifications (@ 23°C±5°C and between 45% and 75% of relative humidity)

Resistance

Function	Range	Resolution	Accuracy / 1yr	Range	Notes
In	400 Ohm	1 mΩ	0,012% r + 10 mΩ	0 Ω to 400 Ω	Automatic detection : 2, 3 or 4 wires.
	3600 Ohm	10 mΩ	0,012% r + 100 mΩ	0 Ω to 3600 Ω	Automatic detection : 2, 3 or 4 wires.
Out	400 Ohm (DC Current)	1 mΩ	0,012% r+30 mΩ	0 Ω to 400 Ω	Acceptable current: 0.1 mA to 1 mA
	3500 Ohm (DC Current)	10 mΩ	0,012%r+300 mΩ	0 Ω to 3500 Ω	Acceptable current :0.1 mA to 1 mA

Temperature coefficient:<7ppm/°C from 0 to 18°C and 28 to 50°C

Rising time in simulation<1ms

R internal <1Ω

Noise VLF<1mV (@ F<100Hz)

Sensor	IN/OUT Range	Resolution	Accuracy / 1yr IN	Accuracy / 1yr OUT
Pt 50 (α = 3851)	- 220°C + 850°C	0,01°C	0,012 % + 0,06°C	0,012 % + 0,18°C
Pt 100 (α = 3851)	- 220°C + 850°C	0,01°C	0,012 % + 0,05°C	0,012 % + 0,12°C
Pt 100 (α = 3916)	- 200°C + 510°C	0,01°C	0,012 % + 0,05°C	0,012 % + 0,12°C
Pt 100 (α = 3926)	- 210°C + 850°C	0,01°C	0,012 % + 0,05°C	0,012 % + 0,12°C
Pt 200 (α = 3851)	- 220°C + 1 200°C	0,01°C	0,012 % + 0,12°C	0,012 % + 0,33°C
Pt 500 (α = 3851)	- 220°C + 1 200°C	0,01°C	0,012 % + 0,07°C	0,012 % + 0,18°C
Pt 1 000 (α = 3851)	- 220°C + 760°C	0,01°C	0,012 % + 0,05°C	0,012 % + 0,08°C
Ni 100 (α = 618)	- 60°C + 180°C	0,01°C	0,012 % + 0,03°C	0,012 % + 0,08°C
Ni 120 (α = 672)	- 40°C + 205°C	0,01°C	0,012 % + 0,03°C	0,012 % + 0,08°C
Ni 1 000 (α = 618)	- 60°C + 180°C	0,01°C	0,012 % + 0,03°C	0,012 % + 0,08°C
Cu 10 (α = 427)	- 70°C + 150°C	0,01°C	0,012 % + 0,18°C	0,012 % + 0,10°C
Cu 50 (α = 428)	- 50°C + 150°C	0,01°C	0,012 % + 0,06°C	0,012 % + 0,15°C

Temperature Coefficient: < 10 % of accuracy/°C.

For measurement, accuracy is given for a 4 wires connection. Sensor accuracy is not taken into account in this accuracy.


Automatic wires number detection

Measuring current: 0.65 mA

Simulation current: de 0,1 mA à 1mA

Minimal Current pulse duration: < 1 ms

Connexion of RTD:



CALIBRATION

Simulation function:

Simple and cyclical ramps

Ramps can be generated by TC 6621 and TC6622 with setting of low and high dwell, rising and falling times, and stabilisation and delay times. Delay time (Programmable between 1 to 3600 seconds) allows a single user to launch ramp and go to the control panel.

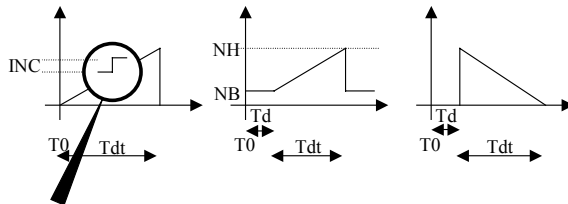
CYCLE RAMP CONFIG.	
Low level	0000.00 °C
High level	0001.00 °C
level duration	0000010 s
Rise	0000010 s
level duration	0000010 s
Fall	0000010 s
Repetitions	0000001
Delay	0000000 s

Cyclical
ramps
parameters

Synthesizer mode: This mode allows sending of predefined values with programmable frequency.

Steps mode: This mode allows sending of values with programmable amplitude and frequency

Steps mode parameters



To : Starting time
Td : Delay
Tdt : Total time
NB : Low level
NH : High level
INC : Steps (Step value in °C or °F)

Scaling: This operation allows to correct probes errors. Scaling is performed using up to 10 segments, in order to fit with the real calibrated value.

Measurement functions:

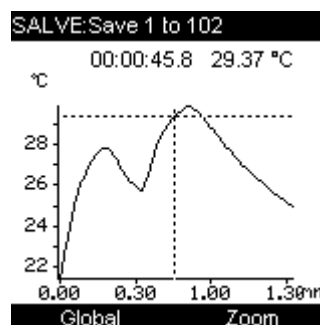
Calibrated sensors: A database can be created to design curves for sensors after calibration in relation with the corrections showed on a calibration report.

Scaling: This operation allows to correct probes errors. Scaling is performed using up to 10 segments, in order to fit with the real calibrated value.

Data recording: Data are recorded either manually on event or automatically with programmed frequency. Data are dated and can be displayed as list or curves.

Burst 'SALVE':		
Start date: --/--/---- 16:12:36		
N°	Time	°C
1»	00:00:00.0	21.45
2	00:00:00.9	21.84
3	00:00:01.7	22.75
4	00:00:02.9	23.39
5	00:00:03.8	23.97
6	00:00:04.7	24.49
7	00:00:05.5	24.94

Graph ...



CALIBRATION

Other functions:

Interface language: TC have 5 languages: French, English, German, Italian and Spanish.

Display contrast: When dark conditions, user can modify display contrast and switch on display back-light. Back-light timer programmable

Display resolution: User can select 3 resolutions (upto 3 decimal places): High, middle or low resolution.

Date and time display: These informations are permanently display on the screen

Statistics:

At the bottom of the screen, maximum, average and minimum values measured are displayed. Reset function allows re-calculating of the values.

Hold: To freeze the display.

Filter: A filter in seconds can be applied in order to avoid fluctuation of the value.

Embedded software update: According to the improvements for these calibrators, AOIP offers you the upgrade of the instrument using USB port free of charge

Delay function: When simulating steps or ramps, this function allows to delay the start.

Power supply

In standard TC 6621 and 6622 are delivered with 4 AA batteries. An optional rechargeable Batteries + charger allows to use instrument directly connected to the main or with the rechargeable batteries

Autonomy:

Mode	IN	OUT
Autonomy	40 hours	33 hours

Mechanical characteristics and applied standards

Dimensions(Without sheath): 157x85x45 mm

Weight: 306 g

Waterproof: IP 54 acc EN 60529

Environmental conditions

Reference domain : 23°C \pm 5°C, relative humidity : 45 % to 75 %.

Nominal working domain : -10°C to + 50°C, relative humidity: 20 % at 80 % w/o condensation.

Limit working domain : - 10°C to + 55°C, relative hum: 10 % to 80 % (70 % at 55°C).

Transport and storage conditions : - 30°C to + 60°C (without batteries or rechargeable batteries).

Electrical safety: EN 61010

EMC: EN61326

Thermocouples Connection with miniature compensated connector

RTD Connection 4 pin round connector or 4 banana plugs

USB Connection for PC connection (Software upgrade and application with DATACAL)

Supplied in standard:

Protection sheath, 4 AA batteries, instruction manual, transportation wrist-strap .

Optional external Charger+batteries connectable to the main

Ordering instructions:


Thermocouple test tool	TC6621
RTD test tool	TC6622

Options:

Rechargeable batteries +Charger	AN 6011
Flexible thermocouple type K	T101
Rigid thermocouple type K	T102
Teflon flexible thermocouple type K	T103
Air ambient Pt100	S101D
Waterproof Pt100	S102D



AOIP
BP 182
91133 Ris Orangis CEDEX
FRANCE
+33 169 028 900
www.aoip.com



SOFIMAE laboratory on our premises of Ris-Orangis
*Ranges available on www.cofrac.fr